

By Fax/Mail
URGENT

GOVERNMENT OF ODISHA

FOOD SUPPLIES & CONSUMER WELFARE DEPARTMENT

No- EC-R-2/Pt / 2016 / 16210 / FS&CW, Dated 12/08/2016

From:

Shri D.K. Sahoo,
Additional Director (FS)

To,

All Collectors.

Sub: District wise allotment of Food grains (Rice & Wheat) for PHH and AAY families under NFSA for the month of **September, 2016.**

Madam/Sir,

I am directed to communicate the district wise allocation of **14,96,529.74 quintals of rice and 2,43,824.44 quintals of wheat** from Central Pool for distribution among the Priority Households (PHH) and Antodaya Anna Yojana(AAY) households under NFSA-2013 for the month of **September, 2016** as per enclosed Annexure-I.

THE ABOVE REVISED FOOD GRAIN ALLOCATIONS IS BASED ON THE FOOD GRAIN COMBINATION OF RICE & WHEAT AS OPTED BY ALL PHH BENEFICIARIES IN 30 DISTRICTS (OUT OF THE 5 KGs ENTITLEMENT).

THE CLOSING BALANCE QUANTITY OF RICE & WHEAT FOR THE ALLOTMENT MONTH OF JULY 2016 FOR THE CONCERNED FAIR PRICE SHOP (FPS) HAS BEEN DEDUCTED FROM THE ALLOTMENT QUANTITY OF SEPTEMBER 2016 FOR THE SAID FPS AND ADJUSTED TOWARDS THE ALLOTMENT.(Annexure-II)

Online Allotment Orders are being generated District wise for both PHH &AAY beneficiaries as per details in the newly issued ration cards. The District Civil Supplies Officer is to generate Fair Price Shop wise allotment order from the system for each Block and ULB and communicate it to the concerned BDOs/Sub Collectors/ADMs with copy to EO of ULBs for further action at their level. The FPS-wise Sales Registers have also been generated as per the above allocations and made available in the link <http://164.100.141.68/TPDSTest/TPDS/Reports/SalesRegisterReport.aspx> for the Blocks and ULBs to download.

As per the provision of NFSA-2013 and as per decision of Government of Odisha, the PHH are entitled to get **5 (Five) Kilograms** of food grain (rice, wheat or combination of both) per person per month @ **Re.1/- per Kg**. The AAY beneficiaries will continue to get **35 Kgs** of rice per household per month @ **Re. 1/- per Kg**. The food grains (rice or wheat or both) shall be distributed to the PHH &AAY

households against new ration cards issued under NFSA-2013 at the above prescribed rates.

- I. The per card entitlement of food grains (rice, wheat or combination of both) @ 5 kg per person per month @ Re 1/- per kg shall be distributed to the priority house hold (PHH) under NFSA 2013.
- II. Per Card entitlement of food grains will not be reduced below the prescribed allotment. Minimum 25% verification of sale will be conducted by the Inspector of Supplies/ACSO in charge of the Block/ULB every month.
- III. The distribution of food grains may be taken upon fixed distribution days decided earlier during which all the dealers will keep their shops open and keep sufficient stock for the Consumers.
- IV. If any entitled/ eligible ration card holder fails to receive his/her quota of PDS commodities on the fixed days of distribution, he/she may be allowed to receive the same till the end of the month.
- V. All the PDS distribution should be completed by end of the allotment month. Undistributed allotment of food grains will be considered as Opening Balance while finalising the allotment for the next month.
- VI. Certificate of GPLAC or WLAC will be obtained on proper distribution of food grains every month and submitted to the BDO/Sub Collector/ADM counter signature of Inspector of Supplies/ACSO as per Annexure-1 of DSS Guidelines.
- VII. **Out of the allotment of 24,400.13 quintals of rice and 1,089.97 quintals of wheat in favour of Gajapati district, 142.19 quintals of rice and 4.31 quintals of wheat are diverted to Rayagada district for distribution among the 759 PHH families (2,825 Members) & 15 families (50 Members) AAY beneficiaries of Garadama GP under Mohana Block of Gajapati district. The CSO, Rayagada is requested to ensure lifting of the above quantities of rice and wheat from Gudari Block for smooth distribution among the genuine beneficiaries of Garadama GP under Mohana Block of Gajapati district.**

The CSOs-cum-DMs may be suitably instructed to take immediate steps for deposit of cost of wheat latest by **20/08/2016** with FCI and ensure lifting of the allotted quantity of wheat from FCI by **31/08/2016** positively. They are to be instructed to arrange rice at the DSC-cum-RRC for distribution to FPS by **31/08/2016**. **The Distribution of rice and wheat at FPS level should be completed by 30.09.2016.**

Copies of sub-allocation may be made available to concerned MPs/ MLAs/Chairpersons of Blocks/ULBs for their kind information under intimation to this Department.

You are requested to ensure distribution of food grains to the genuine ration card holders.

Yours faithfully,


Additional Director (FS)

FAX/POST
Memo No: 16211

Dated 12/08/2016

Copy along with copy of annexure forwarded to General Manager, F.C.I., Bhubaneswar /All Area Managers, F.C.I. for information and necessary action.

He is requested to release **14,96,529.74 quintals of rice and 2,43,824.44 quintals of wheat** for the Priority House Holds and AAY families under NFSA for entire state for the month of **September, 2016**.


Additional Director (FS)

FAX/POST
Memo No: 16212

Dated 12/08/2016

Copy along with the copy of Annexure forwarded to M.D., Odisha State Civil Supplies Corporation Ltd., C/2, Nayapalli, Bhubaneswar for information and necessary action. He is requested to ensure the lifting of allotted quantity of rice and wheat by **31/08/2016** positively and instruct all the CSO-cum-DMs to utilize the allotted quantity as per Annexure and release the same on revised cost and arrangement.


As per the request of CSO, Gajapati, necessary arrangement may be made to ensure lifting & distribution of the allotted quantity of rice & wheat of Garadama GP under Mohana Block of Gajapati district which has been diverted to Rayagada district.


Additional Director (FS)

FAX/POST
Memo No: 16213

Dated 12/08/2016

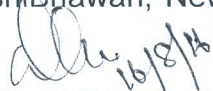
Copy along with the copy of Annexure forwarded to all C.S.O.-cum-D.M.s, Odisha State Civil Supplies Corporation Ltd/ A.D.M., Bhubaneswar/ Rourkela for information and necessary action.


Additional Director (FS)

FAX/POST
Memo No: 16214

Dated 12/08/2016


Copy along with the copy of Annexure forwarded to Under Secretary to Govt. of India, Ministry of Consumer affairs, Food and P.D., Krishi Bhawan, New Delhi for information and necessary action.


Additional Director (FS)

Memo No: 16215

Dated 12/08/2016


Copy along with the copy of Annexure forwarded to P.S to Minister, FS&CW, Odisha /P.S to Chief Secretary, Odisha /Principal P.S. to Principal Secretary to Government, FS&CW Deptt. for kind information of Hon'ble Minister, FS&CW, Odisha /Chief Secretary, Odisha/ Principal Secretary to Govt. FS&CW Deptt.


Additional Director (FS)

Memo No: 16216

Dated 12/08/2016

Copy along with the copy of Annexure forwarded to I & PR Department for wide publication and awareness of consumers.



Additional Director (FS)

Memo No: 16217

Dated 12/08/2016

Copy along with the copy of Annexure forwarded to NFSA Section/Enforcement Section/ Food Security Section/ State Enforcement Squad/ Budget & Finance Section/ Audit Section/Web site (Sri A.N. Prusty, ASO) /G.F (02 copies) for information and necessary action.



Additional Director (FS)

Allotment of Food Grains under NFSA for the month of July'2016

STATE ALLOTMENT ORDER OF FOOD GRAINS FOR THE MONTH OF SEPTEMBER 2016										
Sr No	District	PHH		ALLOTMENT (IN QUINTAL)		AAY HOUSEHOLDS	AALOTMENT OF RICE- AAY	TOTAL ALLOTMENT		REMARKS
		No of Families	No. of Family Members	Rice	Wheat			Rice	Wheat	
1	ANGUL	2,26,309	8,41,714	32,987.03	9,098.67	28,826	10,089.10	43,076.13	9,098.67	
2	BALASORE	3,83,738	15,31,464	55,710.49	20,360.73	71,309	24,898.90	80,609.39	20,360.73	
3	BARAGARH	2,99,369	10,37,023	44,540.86	6,384.15	38,688	13,473.25	58,014.11	6,384.15	
4	BHADRAK	2,40,408	9,85,224	35,296.75	13,681.69	32,952	11,465.75	46,762.50	13,681.69	
5	BOLANGIR	3,39,048	11,46,831	52,611.00	4,730.55	37,917	13,270.95	65,881.95	4,730.55	
6	BOUDH	86,404	3,02,962	13,681.45	1,466.65	13,432	4,701.20	18,382.65	1,466.65	
7	CUTTACK	4,10,452	15,67,655	52,793.87	25,588.88	39,110	13,688.50	66,482.37	25,588.88	
8	DEOGARH	59,545	2,13,885	8,732.64	1,851.85	12,234	4,258.65	12,991.29	1,851.85	
9	DHENKANAL	2,23,996	8,12,637	31,923.92	8,340.23	31,735	11,059.35	42,983.27	8,340.23	
10	GAJAPATI	1,11,410	4,31,822	20,501.13	1,089.97	11,140	3,899.00	24,400.13	1,089.97	142.19 quintals of Rice & 4.31 quintals of Wheat shall be lifted by CSO-cum-DM, Rayagada from Gudari Block for PHH & AAY beneficiaries of Gadarama GP under Mohana Block
11	GANJAM	5,85,044	22,58,830	92,933.75	19,990.87	46,885	16,409.75	1,09,343.50	19,990.87	
12	JAGATSINGHPUR	1,84,002	7,35,028	23,226.83	13,520.32	22,924	8,023.40	31,250.23	13,520.32	
13	JAIPUR	3,08,850	12,53,861	47,467.44	15,225.61	41,474	14,515.90	61,983.34	15,225.61	
14	JHARSUGUDA	1,00,796	3,68,534	14,134.89	4,018.27	5,172	1,800.75	15,935.64	4,018.27	
15	KALAHANDI	3,06,409	10,84,164	51,381.47	2,826.73	42,146	14,751.10	66,132.57	2,826.73	
16	KANDHAMAL	1,42,770	5,47,145	26,255.13	1,079.04	16,505	5,773.60	32,028.73	1,079.04	
17	KENDRAPARA	2,36,130	9,72,813	31,112.03	16,971.80	28,390	9,883.30	40,995.33	16,971.80	
18	KEONJHAR	3,33,637	12,98,337	57,372.92	7,536.28	44,635	15,621.20	72,994.12	7,536.28	
19	KHORDHA	3,22,780	12,38,376	44,723.37	17,195.43	36,569	12,799.15	57,522.52	17,195.43	
20	KORAPUT	2,80,859	9,92,594	48,348.47	1,255.62	42,412	14,838.25	63,186.72	1,255.62	
21	MALKANGIRI	1,26,337	4,82,108	23,572.20	526.37	20,527	7,179.90	30,752.10	526.37	
22	MAYURBHANJ	4,85,065	18,44,381	83,157.75	8,190.54	77,428	26,974.15	1,10,131.90	8,190.54	
23	NAYARANGPUR	2,44,975	9,08,294	44,900.55	514.15	40,979	14,342.65	59,243.20	514.15	
24	NAYAGARH	1,66,208	6,10,115	23,968.04	6,537.71	27,277	9,546.95	33,514.99	6,537.71	
25	NUAPADA	1,18,681	4,24,893	19,521.08	1,723.57	16,202	5,670.70	25,191.78	1,723.57	
26	PURI	2,71,013	10,64,195	39,620.93	13,588.82	34,164	11,957.40	51,578.33	13,588.82	
27	RAYAGADA	1,90,303	6,73,895	32,990.77	703.98	40,855	14,299.25	47,290.02	703.98	
28	SAMBALPUR	1,89,508	6,84,494	28,490.72	5,374.85	21,433	7,471.20	35,961.92	5,374.85	
29	SONEPUR	1,15,132	4,00,633	17,597.83	2,433.82	20,324	7,113.40	24,711.23	2,433.82	
30	SUNDERGARH	3,77,595	13,87,997	56,982.68	12,017.29	29,312	10,215.10	67,197.78	12,017.29	
Total		74,66,773	2,81,01,904	11,56,537.99	2,43,824.44	9,72,956	3,39,991.75	14,96,529.74	2,43,824.44	

STATE ALLOTMENT ORDER OF FOOD GRAINS FOR THE MONTH OF SEPTEMBER 2016

Sr No	District	PHH		ALLOTMENT (IN QUINTAL)		AAY HOUSEHOLDS	AALOTMENT OF RICE-AAY	TOTAL ALLOTMENT		REMARKS
		No of Families	No. of Family Members	Rice	Wheat			Rice	Wheat	
1	ANGUL	2,26,309	8,41,714	32,987.03	9,098.67	28,826	10,089.10	43,076.13	9,098.67	
2	BALASORE	3,83,738	15,31,464	55,710.49	20,360.73	71,309	24,998.90	80,609.39	20,360.73	
3	BARAGARH	2,99,369	10,37,023	44,540.86	6,384.15	38,688	13,473.25	58,014.11	6,384.15	
4	BHADRAK	2,40,408	9,85,224	35,296.75	13,681.69	32,952	11,465.75	46,762.50	13,681.69	
5	BOLANGIR	3,39,048	11,46,831	52,611.00	4,730.55	37,917	13,270.95	65,881.95	4,730.55	
6	BOUDH	86,404	3,02,962	13,681.45	1,466.65	13,432	4,701.20	18,382.65	1,466.65	
7	CUTTACK	4,10,452	15,67,655	52,793.87	25,588.88	39,110	13,688.50	66,482.37	25,588.88	
8	DEOGARH	59,545	2,13,885	8,732.64	1,851.85	12,234	4,258.65	12,991.29	1,851.85	
9	DHENKANAL	2,23,996	8,12,637	31,923.92	8,340.23	31,735	11,059.35	42,983.27	8,340.23	
10	GAJAPATI	1,11,410	4,31,822	20,501.13	1,089.97	11,140	3,899.00	24,400.13	1,089.97	142.19 quintals of Rice & 4.31 quintals of Wheat shall be lifted by CSO-cum-DM, Rayagada from Gudari Block for PHH & AAY beneficiaries of Gadarama GP under Mohana Block
11	GANJAM	5,85,044	22,58,830	92,933.75	19,990.87	46,885	16,409.75	1,09,343.50	19,990.87	
12	JAGATSINGHPUR	1,84,002	7,35,028	23,226.83	13,520.32	22,924	8,023.40	31,250.23	13,520.32	
13	JAIPUR	3,08,850	12,53,861	47,467.44	15,225.61	41,474	14,515.90	61,983.34	15,225.61	
14	JHARSUGUDA	1,00,796	3,68,534	14,134.89	4,018.27	5,172	1,800.75	15,935.64	4,018.27	
15	KALAHANDI	3,06,409	10,84,164	51,381.47	2,826.73	42,146	14,751.10	66,132.57	2,826.73	
16	KANDHAMAL	1,42,770	5,47,145	26,255.13	1,079.04	16,505	5,773.60	32,028.73	1,079.04	
17	KENDRAPARA	2,36,130	9,72,813	31,112.03	16,971.80	28,390	9,883.30	40,995.33	16,971.80	
18	KEONJHAR	3,33,637	12,98,337	57,372.92	7,536.28	44,635	15,621.20	72,994.12	7,536.28	
19	KHORDHA	3,22,780	12,38,376	44,723.37	17,195.43	36,569	12,799.15	57,522.52	17,195.43	
20	KORAPUT	2,80,859	9,92,594	48,348.47	1,255.62	42,412	14,838.25	63,186.72	1,255.62	
21	MALKANGIRI	1,26,337	4,82,108	23,572.20	526.37	20,527	7,179.90	30,752.10	526.37	
22	MAYURBHANJ	4,85,065	18,44,381	83,157.75	8,190.54	77,428	26,974.15	1,10,131.90	8,190.54	
23	NAYARANGPUR	2,44,975	9,08,294	44,900.55	514.15	40,979	14,342.65	59,243.20	514.15	
24	NAYAGARH	1,66,208	6,10,115	23,968.04	6,537.71	27,277	9,546.95	33,514.99	6,537.71	
25	NUAPADA	1,18,681	4,24,893	19,521.08	1,723.57	16,202	5,670.70	25,191.78	1,723.57	
26	PURI	2,71,013	10,64,195	39,620.93	13,588.82	34,164	11,957.40	51,578.33	13,588.82	
27	RAYAGADA	1,90,303	6,73,895	32,990.77	703.98	40,855	14,299.25	47,290.02	703.98	
28	SAMBALPUR	1,89,508	6,84,494	28,490.72	5,374.85	21,433	7,471.20	35,961.92	5,374.85	
29	SONEPUR	1,15,132	4,00,633	17,597.83	2,433.82	20,324	7,113.40	24,711.23	2,433.82	
30	SUNDERGARH	3,77,595	13,87,997	56,982.68	12,017.29	29,312	10,215.10	67,197.78	12,017.29	
Total		74,66,773	2,81,01,904	11,56,537.99	2,43,824.44	9,72,956	3,39,991.75	14,96,529.74	2,43,824.44	

CLOSING BALANCE IN FPS FOR JULY 2016				ANNEXURE-II
Sr No	District	PHH Rice	PHH Wheat	AAV Rice
1	BALASORE	328.44	173.54	59.25
2	BARAGARH	644.96	324.36	70.70
3	BHADRAK	168.71	114.05	67.45
4	DEOGARH	72.25	41.21	23.25
5	DHENKANAL	228.45	139.25	47.90
6	GANJAM	11.85	5.03	0.00
7	JAGATSINGHPUR	1.20	3.05	0.00
8	JHARSUGUDA	164.99	108.55	9.45
9	KANDHAMAL	21.56	1.52	3.15
10	KENDRAPARA	298.15	263.37	53.55
11	KEONJHAR	2.48	5.17	1.05
12	KORAPUT	25.61	0.00	5.95
13	MALKANGIRI	5.05	1.78	4.55
14	MAYURBHANJ	529.83	361.24	127.40
15	SAMBALPUR	294.36	64.77	30.35
16	SUNDERGARH	323.75	76.13	44.10
Total		3,121.64	1,683.02	548.10