

Government of Odisha
Food, Supplies & Consumer Welfare Department

No. 09591400012017 6068 / Bhubaneswar, dated, 23.3.17

FSCW-EC-PDS-0001-2017

From

Sri Dharendra Kumar Sahoo
AD (FS)-cum-Joint Secretary

To

All Collectors.

Sub: Allotment of rice for Welfare Institutions & ST/SC (Govt.) Hostels for the month of April, 2017-REVISED ALLOCATIONS.

Ref: This Department Letter No, 4875 dt. 07.03.2017.

Sir,

In supersession to the above referred communications made to the districts on the subject noted above, I am directed to forward the district wise revised allotment of **8407.065** MT rice for Welfare Institutions and ST/SC (Govt.) Hostels for the month of April, 2017 as per the quantity and number of inmates mentioned against each in the enclosed annexure-I & annexure-II respectively. The scale of entitlement will be limited to 15 Kg. per inmate per month @ Rs.6.30 per Kg. in case of Welfare Institutions and 15 kg. per boarder per month @ Re.1/- per kg. in case of ST/SC (Govt.) Hostels. The allotted rice will be lifted from State pool as no central allocation for the month of April, 2017 and onwards has received.

2. The allocation made at annexure-I may be distributed only amongst the Social Welfare Institutions as per the list of Institutions operated by Government Departments or by N.G.Os with grant-in-aid from Government and for the intake capacity approved by the Women & Child Development Department / SS&EPD Department as per their list of institutions.

3. The allocation made at annexure-II may be distributed only amongst the ST/SC Hostels as per the list provided by ST/SC Development Department on the basis of intake capacity and number of boarders approved by the ST/SC Development Department.

4. There will be no diversion of rice from WI Scheme to ST/SC Hostels and vice-versa.


5. You are requested to deposit the cost of the said rice and ensure lifting and distribution of the allotted quantity by 31st March, 2017 positively. All other terms and conditions remain unaltered.

6. Institutions should be given entitlement cards to enable them to draw rice. The officers of concerned Department will certify utilization of stock for bonafide purpose in the card every month.

The institutions will lift their quota from the concerned Rice Receiving Centre-cum-Departmental Storage Centre and they will not be asked to lift rice from F.C.I. / D.P.C. Depots. The officer in charge of RRC-cum-DSC will issue cash memo to the institutions and obtain signature.

In case, closing stock is available with the institutions, equal quantity will be reduced from the allocation for the next month.

Yours faithfully



AD (FS)-cum-Joint Secretary

By FAX / POST

Memo No. 6069 / **Bhubaneswar, dated, the** 23.3.17

Copy along with the copy of Annexure forwarded to G.M., F.C.I., Khadya Bhawan, Vanivihar, Bhubaneswar for information and necessary action.

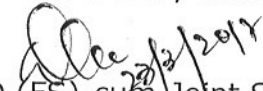


AD (FS)-cum-Joint Secretary

FAX

Memo No. 6070 / **Bhubaneswar, dated, the** 23.3.17

Copy along with the copy of Annexure forwarded to W & CD Department / Department of Social Security and Empowerment of Persons with Disabilities, SIDR Building, Capital Hospital, unit-VI, Bhubaneswar / S.C. & S.T. Development Department/ All C.S.O.s / All D.S.W.Os for information and necessary action.



AD (FS)-cum-Joint Secretary

Memo No. 6071 / **Bhubaneswar, dated, the** 23.3.17

Copy along with the copy of Annexure forwarded to M.D., Odisha State Civil Supplies Corporation Ltd., Bhubaneswar for information and necessary action. He is requested to ensure distribution of allotted quantity from Central pool/ State pool within the validity period.



AD (FS)-cum-Joint Secretary

Memo No. 6072 / **Bhubaneswar, dated, the** 23.3.17


Copy forwarded to Under Secretary to Government of India, Ministry of Consumer Affairs, Food & Public Distribution, New Delhi for information.



AD (FS)-cum-Joint Secretary

Memo No. 6073 / **Bhubaneswar, dated, the** 23.3.17

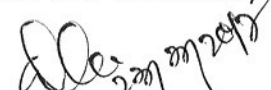
Copy along with the copy of Annexure forwarded to the Assistant Director (Q.C.) / P&L Section/ Food Security Section / Computer Cell / Website (Sri A. Prusty, ASO) / I.M.U. Section / G.F. (2 copies) for information and necessary action.



AD (FS)-cum-Joint Secretary

Memo No. 6074 / **Bhubaneswar, dated, the** 23.3.17

Copy forwarded to P.S. to Minister, F.S.&C.W., Odisha / P.S. to Chief Secretary, Odisha / P.S. to Principal Secretary, F.S. & C.W. Department for information of Hon'ble Minister, F.S. & C.W. Odisha/ Chief Secretary, Odisha / Principal Secretary, F.S. & C.W. Department for information and necessary action.



AD (FS)-cum-Joint Secretary

**Allotment of rice from Central Pool for Welfare Institutions for the month
of April, 2017**

(Fig. in MT)

Sl. No.	Name of the District.	No. of inmates.	Allotment of rice
1.	Angul	125	1.875
2.	Balasore	1116	16.740
3.	Bargarh	405	6.075
4.	Bhadrak	619	9.285
5.	Bolangir	276	4.140
6.	Boudh	141	2.115
7.	Cuttack	816	12.240
8.	Deogarh	00	00
9.	Dhenkanal	411	6.165
10.	Gajapati	153	2.295
11.	Ganjam	999	14.985
12.	Jagatsinghpur	115	1.725
13.	Jajpur	140	2.10
14.	Jharsuguda	200	3.00
15.	Kalahandi	315	4.725
16.	Kandhamal	762	11.430
17.	Kendrapara	223	3.345
18.	Keonjhar	419	6.285
19.	Khordha	1582	23.730
20.	Koraput	274	4.110
21.	Malkangiri	36	0.540
22.	Mayurbhanj	299	4.485
23.	Nabarangpur	50	0.750
24.	Nayagarh	387	5.805
25.	Nuapada	160	2.400
26.	Puri	891	13.365
27.	Rayagada	156	2.340
28.	Sambalpur	205	3.075
29.	Sonepur	56	0.840
30.	Sundargarh	444	6.660
	TOTAL :-	11775	176.625


 AD (FS)-cum-Joint Secretary

**Allotment of rice from Central pool / State pool for S.T. & S.C.Hostels
for the month of April, 2017-REVISED**

(Fig. in MT)

Sl. No.	Name of the District.	Number of ST & SC Boarders.	Allotment from Central pool/ State pool
1.	Angul	6580	98.700
2.	Balasore	9148	137.220
3.	Bargarh	7991	119.865
4.	Bhadrak	787	11.805
5.	Bolangir	7142	107.130
6.	Boudh	2063	30.945
7.	Cuttack	3954	59.310
8.	Deogarh	2382	35.730
9.	Dhenkanal	6887	103.305
10.	Gajapati	22289	334.335
11.	Ganjam	6224	93.360
12.	Jagatsinghpur	980	14.700
13.	Jajpur	6204	93.060
14.	Jharsuguda	4568	68.520
15.	Kalahandi	16081	241.215
16.	Kandhamal	35297	529.455
17.	Kendrapara	1497	22.455
18.	Keonjhar	41116	616.740
19.	Khordha	5298	79.470
20.	Koraput	52627	789.405
21.	Malkangiri	37411	561.165
22.	Mayurbhanj	83784	1256.760
23.	Nabarangpur	40654	609.810
24.	Nayagarh	4164	62.460
25.	Nuapada	15806	237.090
26.	Puri	1171	17.565
27.	Rayagada	55631	834.465
28.	Sambalpur	21306	319.590
29.	Subarnapur	2060	30.900
30.	Sundargarh	47594	713.910
	Total	548696	8230.44

[Signature]
AD (FS)-cum-Joint Secretary