

SECRET

Government of Odisha
Food, Supplies & Consumer Welfare Department

No. 09591400012017 3403
FSCW-EC-PDS-0001-2017

/ Bhubaneswar, dated, 14.02.17

From

Sri Dharendra Kumar Sahoo
AD (FS)-cum-Joint Secretary

To

All Collectors.

Sub: Allotment of rice for Welfare Institutions & ST/SC (Govt.) Hostels for the month of March, 2017.

Sir,

I am directed to communicate the district wise allotment of **8387.325** MT rice for Welfare Institutions and ST/SC (Govt.) Hostels for the month of March, 2017 as per the quantity and number of inmates mentioned against each in the enclosed annexure-I & annexure-II respectively. The scale of entitlement will be limited to 15 Kg. per inmate @ Rs.6.30 per Kg. in case of Welfare Institutions and 15 kg. per boarder per month @ Re.1/- per kg. in case of ST/SC(Govt.) Hostels. The allotted rice will be lifted from Central pool / State pool.

2. The allocation made at annexure-I may be distributed only amongst the Social Welfare Institutions as per the list of Institutions operated by Government Departments or by N.G.Os with grant-in-aid from Government and for the intake capacity approved by the Women & Child Development Department / SS&EPD Department as per their list of institutions.

3. The allocation made at annexure-II may be distributed only amongst the ST/SC Hostels as per the list provided by ST/SC Development Department on the basis of intake capacity and number of boarders approved by the ST/SC Development Department.

4. There will be no diversion of rice from WI Scheme to ST/SC Hostels and vice-versa.


5. You are requested to deposit the cost of the said rice by 20th February, 2017 and ensure lifting and distribution of the allotted quantity of rice by 28th February, 2017 positively. All other terms and conditions remain unaltered.

6. Institutions should be given entitlement cards to enable them to draw rice. The officers of concerned Department will certify utilization of stock for bonafide purpose in the card every month.

7. The institutions will lift their quota from the concerned Rice Receiving Centre-cum-Departmental Storage Centre and they will not be asked to lift rice from F.C.I. / D.P.C. Depots. The officer in charge of RRC-cum-DSC will issue cash memo to the institutions and obtain signature.

8. In case, closing stock is available with the institutions, equal quantity will be reduced from the allocation for the next month.

Yours faithfully




AD (FS)-cum-Joint Secretary

By FAX / POST

Memo No. 3404 / Bhubaneswar, dated, the ^{14.02.17}

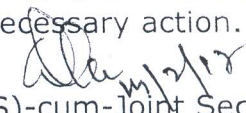
Copy along with the copy of Annexure forwarded to G.M., F.C.I., Khadya Bhawan, Vanivihar, Bhubaneswar for information and necessary action.


AD (FS)-cum-Joint Secretary

FAX

Memo No. 3405 / Bhubaneswar, dated, the ^{14.02.17}

Copy along with the copy of Annexure forwarded to W & CD Department /Department of Social Security and Empowerment of Persons with Disabilities, SIDR Building, Capital Hospital, unit-VI , Bhubaneswar / S.C. & S.T. Development Department/ All C.S.O.s / All D.S.W.Os for information and necessary action.


AD (FS)-cum-Joint Secretary


Memo No. 3406 / Bhubaneswar, dated, the ^{14.02.17}

Copy along with the copy of Annexure forwarded to M.D., Odisha State Civil Supplies Corporation Ltd., Bhubaneswar for information and necessary action. He is requested to ensure distribution of allotted quantity from Central pool/ State pool within the validity period.


AD (FS)-cum-Joint Secretary


Memo No. 3407 / Bhubaneswar, dated, the ^{14.02.17}

Copy forwarded to Under Secretary to Government of India, Ministry of Consumer Affairs, Food & Public Distribution, New Delhi for information.


AD (FS)-cum-Joint Secretary

Memo No. 3408 / Bhubaneswar, dated, the ^{14.02.17}

Copy along with the copy of Annexure forwarded to the Assistant Director (Q.C.) /P&L Section/ Food Security Section / Computer Cell / Website (Sri A. Prusty, ASO) / I.M.U. Section / G.F. (2 copies) for information and necessary action.


AD (FS)-cum-Joint Secretary

Memo No. 3409 / Bhubaneswar, dated, the ^{14.02.17}

Copy forwarded to P.S. to Minister, F.S.&C.W., Odisha / P.S. to Chief Secretary, Odisha / P.S. to Principal Secretary, F.S. & C.W. Department for information of Hon'ble Minister, F.S. & C.W. Odisha/ Chief Secretary, Odisha / Principal Secretary, F.S. & C.W. Department for information and necessary action.


AD (FS)-cum-Joint Secretary

ଅନୁସନ୍ଧାନ କରନ୍ତୁ (8)

Annexure-I

Allotment of rice for Welfare Institutions for the month of March, 2017.

(Fig. in MT)


Sl. No.	Name of the District.	No. of inmates.	Allotment of rice
1.	Angul	125	1.875
2.	Balasore	1116	16.740
3.	Bargarh	405	6.075
4.	Bhadrak	619	9.285
5.	Bolangir	276	4.140
6.	Boudh	141	2.115
7.	Cuttack	816	12.240
8.	Deogarh	00	00
9.	Dhenkanal	411	6.165
10.	Gajapati	153	2.295
11.	Ganjam	999	14.985
12.	Jagatsinghpur	115	1.725
13.	Jajpur	140	2.10
14.	Jharsuguda	200	3.00
15.	Kalahandi	315	4.725
16.	Kandhamal	762	11.430
17.	Kendrapara	223	3.345
18.	Keonjhar	419	6.285
19.	Khordha	1582	23.730
20.	Koraput	274	4.110
21.	Malkangiri	36	0.540
22.	Mayurbhanj	299	4.485
23.	Nabarangpur	50	0.750
24.	Nayagarh	387	5.805
25.	Nuapada	160	2.400
26.	Puri	891	13.365
27.	Rayagada	156	2.340
28.	Sambalpur	205	3.075
29.	Sonepur	56	0.840
30.	Sundargarh	444	6.660
	TOTAL :-	11775	176.625


AD (FS)-cum-Joint Secretary

**Allotment of rice from Central pool / State pool for S.T. & S.C.Hostels
for the month of March, 2017**

(Fig. in MT)

Sl. No.	Name of the District.	Number of ST & SC Boarders.	Allotment from Central pool.	Allotment from State pool.	Total allotment of rice .
1.	Angul	6118		91.770	91.770
2.	Balasore	8743		131.145	131.145
3.	Bargarh	7991		119.865	119.865
4.	Bhadrak	787		11.805	11.805
5.	Bolangir	6994		104.910	104.910
6.	Boudh	2063		30.945	30.945
7.	Cuttack	3954	59.310	-----	59.310
8.	Deogarh	2272	34.080	-----	34.080
9.	Dhenkanal	6887		103.305	103.305
10.	Gajapati	22289		334.335	334.335
11.	Ganjam	6224	13.020	80.340	93.360
12.	Jagatsinghpur	980		14.700	14.700
13.	Jajpur	6204		93.060	93.060
14.	Jharsuguda	4568		68.520	68.520
15.	Kalahandi	15890		238.350	238.350
16.	Kandhamal	35297		529.455	529.455
17.	Kendrapara	1497		22.455	22.455
18.	Keonjhar	41116		616.740	616.740
19.	Khordha	5298		79.470	79.470
20.	Koraput	52627		789.405	789.405
21.	Malkangiri	37411		561.165	561.165
22.	Mayurbhanj	83784		1256.760	1256.760
23.	Nabarangpur	40654		609.810	609.810
24.	Nayagarh	4164		62.460	62.460
25.	Nuapada	15806		237.090	237.090
26.	Puri	1171		17.565	17.565
27.	Rayagada	55631	834.465	-----	834.465
28.	Sambalpur	21306		319.590	319.590
29.	Subarnapur	2060		30.900	30.900
30.	Sundargarh	47594		713.910	713.910
	TOTAL=	547380	940.875	7269.825	8210.700


 AD (FS)- CUM- Joint Secretary