

Government of Odisha
Food, Supplies & Consumer Welfare Department

No. 09592200012016
 FSCW-EC-ECIR-0001-2016

22846 / Bhubaneswar, dated, 9/11/17

From

Sri Dharendra Kumar Sahoo
 AD (FS)-cum-Joint Secretary

To

All Collectors.

Sub: Allotment of rice for Welfare Institutions & ST/SC (Govt.) Hostels for the month of December, 2017.

Sir,

I am directed to communicate the district wise allotment of **8494.818** MT rice for Welfare Institutions and ST/SC (Govt.) Hostels for the month of December, 2017 as per the quantity and number of inmates mentioned against each in the enclosed annexure-I & annexure-II respectively. The scale of entitlement is 8.5 Kg. per inmate per month in case of Observation Homes (OHs), Special Homes (SHs) and Child Care Institutions (CCIs) and 15 Kg. per inmate per month in case of Swadhar Grehs, Ujjalwala Homes functioning under W&CD Department and State & Central aided Special schools and Vocational Training Centers functioning under SS&EPD Department as per details at annexure-I(A) attached. The consumer price of rice under WI. Scheme is Rs.6.30 per Kg.. The scale of entitlement is 15 kg. per boarder per month @ Re.1/- per kg. in case of ST/SC (Govt.) Hostels. The allotted rice will be lifted from central/State pool.

2. The allocation made at annexure-I may be distributed only amongst the Social Welfare Institutions as per the list of Institutions operated by Government Departments or by N.G.Os with grant-in-aid from Government and for the intake capacity approved by the Women & Child Development Department / SS&EPD Department as per their list of institutions.

3. The allocation made at annexure-II may be distributed only amongst the ST/SC Hostels as per the list provided by ST/SC Development Department on the basis of intake capacity and number of boarders approved by the ST/SC Development Department.

4. There will be no diversion of rice from WI Scheme to ST/SC Hostels and vice-versa.


5. You are requested to deposit the cost of the said rice and ensure lifting and distribution of the allotted quantity by 30th November, 2017 positively. All other terms and conditions remain unaltered.

6. Institutions should be given entitlement cards to enable them to draw rice. The officers of concerned Department will certify utilization of stock for bonafide purpose in the card every month.

The institutions will lift their quota from the concerned Rice Receiving Centre-cum-Departmental Storage Centre and they will not be asked to lift rice from F.C.I. / D.P.C. Depots. The officer in charge of RRC-cum-DSC will issue cash memo to the institutions and obtain signature.

7. In case, closing stock is available with the institutions, equal quantity will be reduced from the allocation for the next month.

Yours faithfully,




AD (FS)-cum-Joint Secretary

By FAX / POST

Memo No. 22847 / Bhubaneswar, dated, the 9/11/17


Copy along with the copy of Annexure forwarded to G.M., F.C.I., Khadya Bhawan, Vanivihar, Bhubaneswar for information and necessary action.


AD (FS)-cum-Joint Secretary

FAX

Memo No. 22848 / Bhubaneswar, dated, the 9/11/17

Copy along with the copy of Annexure forwarded to W & CD Department /Department of Social Security and Empowerment of Persons with Disabilities, SIDR Building, Capital Hospital, unit-VI, Bhubaneswar / S.C. & S.T. Development Department/ All C.S.O.s / All D.S.W.Os for information and necessary action.


AD (FS)-cum-Joint Secretary

Memo No. 22849 / Bhubaneswar, dated, the 9/11/17

Copy along with the copy of Annexure forwarded to M.D., Odisha State Civil Supplies Corporation Ltd., Bhubaneswar for information and necessary action. He is requested to ensure distribution of allotted quantity from Central pool/ State pool within the validity period.


AD (FS)-cum-Joint Secretary

Memo No. 22850 / Bhubaneswar, dated, the 9/11/17

Copy forwarded to Under Secretary to Government of India, Ministry of Consumer Affairs, Food & Public Distribution, New Delhi for information.


AD (FS)-cum-Joint Secretary


Memo No. 22851 / Bhubaneswar, dated, the 9/11/17

Copy along with the copy of Annexure forwarded to the Assistant Director (Q.C.) /P&L Section/ Food Security Section / Computer Cell / Website (Sri A. Prusty, ASO) / I.M.U. Section / G.F. (2 copies) for information and necessary action.


AD (FS)-cum-Joint Secretary

Memo No. 22852 / Bhubaneswar, dated, the 9/11/17

Copy forwarded to P.S. to Minister, F.S.&C.W., Odisha / P.S. to Chief Secretary, Odisha / P.S. to Principal Secretary, F.S. & C.W. Department for information of Hon'ble Minister, F.S. & C.W. Odisha/ Chief Secretary, Odisha / Principal Secretary, F.S. & C.W. Department for information and necessary action.


AD (FS)-cum-Joint Secretary

**Allotment of rice under the Welfare Institutions Scheme for the
month of December, 2017.**

(Fig. in MT)


Sl. No.	Name of the District.	Number of inmates during June, 2017.	Increase/Decrease in the Number of inmates.	Total number of inmates	Allotment of rice
1.	Angul	125	358	483	5.113
2.	Balasore	1116	540	1656	15.2395
3.	Bargarh	405	230	635	7.133
4.	Bhadrak	619	268	887	10.315
5.	Bolangir	276	93	369	4.7485
6.	Boudh	141	136	277	2.9525
7.	Cuttack	816	781	1597	15.96
8.	Deogarh	00	159	159	1.6765
9.	Dhenkanal	411	157	568	7.428
10.	Gajapati	153	349	502	5.4565
11.	Ganjam	999	344	1343	15.452
12.	Jagatsinghpur	115	223	338	4.2445
13.	Jajpur	140	226	366	4.151
14.	Jharsuguda	200	164	364	4.784
15.	Kalahandi	315	610	925	9.4875
16.	Kandhamal	762	826	1588	15.084
17.	Kendrapara	223	673	896	9.501
18.	Keonjhar	419	404	823	9.017
19.	Khordha	1582	1501	3083	37.223
20.	Koraput	274	883	1157	11.596
21.	Malkangiri	36	496	532	4.847
22.	Mayurbhanj	299	349	648	7.991
23.	Nabarangpur	50	566	616	5.626
24.	Nayagarh	387	-53	334	4.737
25.	Nuapada	160	137	297	3.376
26.	Puri	891	651	1542	19.4575
27.	Rayagada	156	138	294	2.694
28.	Sambalpur	205	46	251	2.686
29.	Sonepur	56	155	211	2.606
30.	Sundargarh	444	883	1327	13.795
	TOTAL :-	11775	12293	24068	264.378


AD(FS)-CUM-Joint Secretary.

**Schematic allocation of rice under Welfare Institutions Scheme for
the month of December, 2017.**

(Fig. in MT)

Sl. No.	Name of the District.	Total number of inmates	Observation homes and CCI (W&CD)	Quantity of Rice(@8.50 kg per Inmate per month)	Swadhar Grehs and Ujjawala Grehs (W&CD)	Quantity of Rice(@15 kg per Inmate per month)	State & Central Special Schools, Vocational Training Centres (SSEPD)	Quantity of Rice(@15 kg per Inmate per month)	Total allotment of rice
1.	Angul	483	328	2.788	155	2.325	0	0	5.113
2.	Balasore	1656	1477	12.5545	60	0.9	119	1.785	15.2385
3.	Bargarh	635	368	3.128	50	0.75	217	3.255	7.153
4.	Bhadrak	887	460	3.91	135	2.025	292	4.380	10.305
5.	Bolangir	369	121	1.0285	50	0.75	198	2.97	4.7485
6.	Boudh	277	185	1.5725	50	0.75	42	0.63	2.9525
7.	Cuttack	1597	1230	10.455	80	1.2	287	4.305	15.952
8.	Deogarh	159	109	0.9265	50	0.75	0	0	1.6765
9.	Dhenkanal	568	168	1.428	135	2.025	265	3.975	7.428
10.	Gajapati	502	319	2.7115	80	1.2	103	1.545	5.4565
11.	Ganjam	1343	722	6.137	100	1.5	521	7.815	15.452
12.	Jagatsinghpur	338	127	1.0795	75	1.125	136	2.04	4.2445
13.	Jajpur	366	206	1.751	160	2.4	0	0	4.151
14.	Jharsuguda	364	104	0.884	50	0.75	210	3.15	4.784
15.	Kalahandi	925	675	5.7375	105	1.575	145	2.175	9.4875
16.	Kandhamal	1588	1344	11.424	60	0.9	184	2.76	15.088
17.	Kendrapara	896	606	5.151	210	3.15	80	1.2	9.501
18.	Keonjhar	823	512	4.352	80	1.2	231	3.465	9.01
19.	Khordha	3083	1388	11.798	330	4.95	1365	20.475	37.223
20.	Koraput	1157	886	7.531	105	1.575	166	2.49	11.556
21.	Malkangiri	532	482	4.097	50	0.75	0	0	4.847
22.	Mayurbhanj	648	266	2.261	105	1.575	277	4.155	7.991
23.	Nabarangpur	616	556	4.726	60	0.9	0	0	5.626
24.	Nayagarh	334	42	0.357	30	0.45	262	3.93	4.737
25.	Nuapada	297	166	1.411	50	0.75	81	1.215	3.376
26.	Puri	1542	565	4.8025	365	5.475	612	9.18	19.4575
27.	Rayagada	294	264	2.244	30	0.45	0	0	2.694
28.	Sambalpur	251	166	1.411	85	1.275	0	0	2.686
29.	Sonepur	211	86	0.731	125	1.875	0	0	2.606
30.	Sundargarh	1327	940	7.99	75	1.125	312	4.68	13.795
	TOTAL :-	24068	14868	126.378	3095	46.425	6105	91.575	264.378


AD(FS)-CUM-Joint Secretary.

**Allotment of rice from for S.T. & S.C.Hostels (Govt.)
for the month of December, 2017.**

(Fig. in MT)

Sl. No.	Name of the District.	Number of ST & SC Boarders.	Allotment from Central pool/ State pool
1.	Angul	6580	98.700
2.	Balasore	9148	137.220
3.	Bargarh	7991	119.865
4.	Bhadrak	787	11.805
5.	Bolangir	7142	107.130
6.	Boudh	2063	30.945
7.	Cuttack	3954	59.310
8.	Deogarh	2382	35.730
9.	Dhenkanal	6887	103.305
10.	Gajapati	22289	334.335
11.	Ganjam	6224	93.360
12.	Jagatsinghpur	980	14.700
13.	Jajpur	6204	93.060
14.	Jharsuguda	4568	68.520
15.	Kalahandi	16081	241.215
16.	Kandhamal	35297	529.455
17.	Kendrapara	1497	22.455
18.	Keonjhar	41116	616.740
19.	Khordha	5298	79.470
20.	Koraput	52627	789.405
21.	Malkangiri	37411	561.165
22.	Mayurbhanj	83784	1256.760
23.	Nabarangpur	40654	609.810
24.	Nayagarh	4164	62.460
25.	Nuapada	15806	237.090
26.	Puri	1171	17.565
27.	Rayagada	55631	834.465
28.	Sambalpur	21306	319.590
29.	Subarnapur	2060	30.900
30.	Sundargarh	47594	713.910
	Total	548696	8230.44

[Signature]
AD(FS)-CUM-Joint Secretary.