

FAX/POST  
URGENT

Government of Odisha  
Food Supplies and Consumer Welfare Department  
\*\*\*

No. 18227  
EC-R-15/14

Bhubaneswar, dated, the 10.11.14

From

Smt. Manjulata Swain, OAS-I (SB)  
Deputy Secretary to Government.

To

All Collectors.

**Sub:- Allotment of rice for Differently Able Persons (RDP) @ Re 1/- per kg. for the month of December, 2014.**


Sir/Madam,

With reference to the subject cited above, I am directed to communicate district-wise allotment of 1230.870 MT of APL rice (957.630 MT out of normal allocation of GOI and 273.240 MT out of Additional allocation of GOI) for the month of December, 2014 as per Annexure-'A' enclosed for distribution among the differently able persons with 75% or more disability identified under the scheme.

You are, requested to deposit the cost of the said rice by 20<sup>th</sup> of November, 2014 and ensure lifting of the allotted quantity of rice for this scheme (RDP) from the normal and additional APL rice allocated to the State by Government of India by 30<sup>th</sup> November, 2014 positively. It may be distributed on regular basis along with other PDS scheme on pre-fixed dates.


Copies of sub-allocation may be supplied to concerned Hon'ble M.Ps/ M.L.As and Chairperson of P.S. for their information.

Yours faithfully,

  
Deputy Secretary to Government.

Memo No. 18228 / dt. 10.11.14

Copy with copy of Annexure forwarded to the Commissioner-cum-Secy. to Govt., W&CD Deptt., for information and necessary action.


  
Deputy Secretary to Government

FAX/POST

Memo No. 18229 / dt. 10.11.14

Copy with copy of Annexure forwarded to the G.M., FCI, Khadya Bhawan, Vanivihar, Bhubaneswar for information and necessary action.

He is requested to release 1230.870 MT of APL rice from 1729 MT normal and 124908 MT additional APL rice allocation of Government of India.


  
Deputy Secretary to Government

FAX/POST

Memo No. 18230 / dt. 10.11.14


Copy with copy of Annexure forwarded to the Managing Director, OSCSC Ltd., C/2, Nayapalli, Bhubaneswar for information and necessary action.

He is requested to instruct the concerned CSO-cum-DMS to lift the allotted quantity of rice soon after deposit of the cost of rice by 20<sup>th</sup> of November, 2014 and ensure lifting of the same by 30<sup>th</sup> November, 2014.

  
Deputy Secretary to Government

Memo No. 18231 / dt. 10.11.14

Copy with copy of Annexure forwarded to the Website (Sri A.N. Prusty, Sr.DEO), FS&CW Deptt./FS-I Section/ GF (5 copies) for information and necessary action.


  
Deputy Secretary to Government

## Annexure-'A'

**Districtwise Allotment of rice for Differently Able Persons (RDP) @ Re 1/- per kg. for the month of December, 2014.**

(Quantity of rice in MT)

Sl.No	Name of the District	OB (in MT)	No. of Cards	Allotment out of Normal Allocation of APL Rice of GOI (in MT)	Allotment out of Additional Allocation of APL Rice of GOI (in MT)	Total Quantity of Rice allotted (in MT)
1	Angul		3253	25.309	7.221	32.530
2	Balasore	29.490	14016	109.046	31.114	140.160
3	Baragarh		5848	45.498	12.982	58.480
4	Bhadrak		4598	35.773	10.207	45.980
5	Bolangir		5953	46.315	13.215	59.530
6	Boudh		1288	10.021	2.859	12.880
7	Cuttack		8539	66.434	18.956	85.390
8	Deogarh		587	4.567	1.303	5.870
9	Dhenkanal		5115	39.795	11.355	51.150
10	Gajapati		1512	11.764	3.356	15.120
11	Ganjam		12489	97.166	27.724	124.890
12	Jagatsinghpur		3220	25.052	7.148	32.200
13	Jajpur	5.540	5202	40.472	11.548	52.020
14	Jharsuguda		1461	11.367	3.243	14.610
15	Kalahandi		4779	37.181	10.609	47.790
16	Kandhamal		2073	16.128	4.602	20.730
17	Kendrapara		3677	28.607	8.163	36.770
18	Keonjhar		3398	26.437	7.543	33.980
19	Khurda		4940	38.434	10.966	49.400
20	Koraput		3750	29.175	8.325	37.500
21	Malkangiri		855	6.652	1.898	8.550
22	Mayurbhanj		6510	50.648	14.452	65.100
23	Nawarangpur		1939	15.086	4.304	19.390
24	Nayagarh		2890	22.485	6.415	28.900
25	Nuapada		1758	13.677	3.903	17.580
26	Puri		4922	38.294	10.926	49.220
27	Rayagada		2059	16.019	4.571	20.590
28	Sambalpur		2139	16.642	4.748	21.390
29	Sonepur		1427	11.102	3.168	14.270
30	Sundargarh		2890	22.485	6.415	28.900
	<b>TOTAL</b>	35.030	123087	957.630	273.240	1230.870

  
 Deputy Secretary to Govt.