

Government of Odisha
Food, Supplies & Consumer Welfare Department

No. 09592200012016

18114

/ Bhubaneswar, dated, 12/9/17

FSCW-EC-ECIR-0001-2016

From

Sri Dharendra Kumar Sahoo
AD (FS)-cum-Joint Secretary

To

All Collectors.

Sub: Allotment of rice for Welfare Institutions & ST/SC (Govt.) Hostels for the month of October, 2017.

Sir,

I am directed to communicate the district wise allotment of **8494.818** MT rice for Welfare Institutions and ST/SC (Govt.) Hostels for the month of October, 2017 as per the quantity and number of inmates mentioned against each in the enclosed annexure-I & annexure-II respectively. The scale of entitlement is 8.5 Kg. per inmate per month in case of Observation Homes (OHs), Special Homes (SHs) and Child Care Institutions (CCIs) and 15 Kg. per inmate per month in case of Swadhar Grehs, Ujjalwala Homes functioning under W&CD Department and State & Central aided Special schools and Vocational Training Centers functioning under SS&EPD Department as per details at annexure-I(A) attached. The consumer price of rice under WI. Scheme is Rs.6.30 per Kg.. The scale of entitlement is 15 kg. per boarder per month @ Re.1/- per kg. in case of ST/SC (Govt.) Hostels. The allotted rice will be lifted from central/State pool.

2. The allocation made at annexure-I may be distributed only amongst the Social Welfare Institutions as per the list of Institutions operated by Government Departments or by N.G.Os with grant-in-aid from Government and for the intake capacity approved by the Women & Child Development Department / SS&EPD Department as per their list of institutions.

3. The allocation made at annexure-II may be distributed only amongst the ST/SC Hostels as per the list provided by ST/SC Development Department on the basis of intake capacity and number of boarders approved by the ST/SC Development Department.

4. There will be no diversion of rice from WI Scheme to ST/SC Hostels and vice-versa.

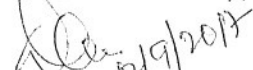
5. You are requested to deposit the cost of the said rice and ensure lifting and distribution of the allotted quantity by 30st September, 2017 positively. All other terms and conditions remain unaltered.

6. Institutions should be given entitlement cards to enable them to draw rice. The officers of concerned Department will certify utilization of stock for bonafide purpose in the card every month.

The institutions will lift their quota from the concerned Rice Receiving Centre-cum-Departmental Storage Centre and they will not be asked to lift rice from F.C.I. / D.P.C. Depots. The officer in charge of RRC-cum-DSC will issue cash memo to the institutions and obtain signature.

7. In case, closing stock is available with the institutions, equal quantity will be reduced from the allocation for the next month.

Yours faithfully,



AD (FS)-cum-Joint Secretary

By FAX / POST

Memo No. 18115 / **Bhubaneswar, dated, the** 12/9/17


Copy along with the copy of Annexure forwarded to G.M., F.C.I., Khadya Bhawan, Vanivihar, Bhubaneswar for information and necessary action.


AD (FS)-cum-Joint Secretary

FAX

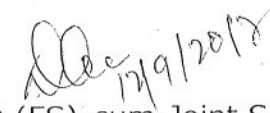
Memo No. 18116 / **Bhubaneswar, dated, the** 12/9/17

Copy along with the copy of Annexure forwarded to W & CD Department / Department of Social Security and Empowerment of Persons with Disabilities, SIDR Building, Capital Hospital, unit-VI, Bhubaneswar / S.C. & S.T. Development Department/ All C.S.O.s / All D.S.W.Os for information and necessary action.


AD (FS)-cum-Joint Secretary


Memo No. 18117 / **Bhubaneswar, dated, the** 12/9/17

Copy along with the copy of Annexure forwarded to M.D., Odisha State Civil Supplies Corporation Ltd., Bhubaneswar for information and necessary action. He is requested to ensure distribution of allotted quantity from Central pool/ State pool within the validity period.


AD (FS)-cum-Joint Secretary


Memo No. 18118 / **Bhubaneswar, dated, the** 12/9/17

Copy forwarded to Under Secretary to Government of India, Ministry of Consumer Affairs, Food & Public Distribution, New Delhi for information.


AD (FS)-cum-Joint Secretary

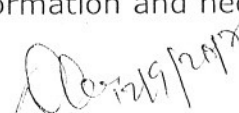
Memo No. 18119 / **Bhubaneswar, dated, the** 12/9/17

Copy along with the copy of Annexure forwarded to the Assistant Director (Q.C.) / P&L Section/ Food Security Section / Computer Cell / Website (Sri A. Prusty, ASO) / I.M.U. Section / G.F. (2 copies) for information and necessary action.


AD (FS)-cum-Joint Secretary

Memo No. 18120 / **Bhubaneswar, dated, the** 12/9/17

Copy forwarded to P.S. to Minister, F.S.&C.W., Odisha / P.S. to Chief Secretary, Odisha / P.S. to Principal Secretary, F.S. & C.W. Department for information of Hon'ble Minister, F.S. & C.W. Odisha/ Chief Secretary, Odisha / Principal Secretary, F.S. & C.W. Department for information and necessary action.


AD (FS)-cum-Joint Secretary

**Allotment of rice under the Welfare Institutions Scheme for the
month of October, 2017.**

(Fig. in MT)

Sl. No.	Name of the District.	Number of inmates during June, 2017.	Increase/Decrease in the Number of inmates.	Total number of inmates	Allotment of rice
1.	Angul	125	358	483	5.113
2.	Balasore	1116	540	1656	15.2395
3.	Bargarh	405	230	635	7.133
4.	Bhadrak	619	268	887	10.315
5.	Bolangir	276	93	369	4.7485
6.	Boudh	141	136	277	2.9525
7.	Cuttack	816	781	1597	15.96
8.	Deogarh	00	159	159	1.6765
9.	Dhenkanal	411	157	568	7.428
10.	Gajapati	153	349	502	5.4565
11.	Ganjam	999	344	1343	15.452
12.	Jagatsinghpur	115	223	338	4.2445
13.	Jajpur	140	226	366	4.151
14.	Jharsuguda	200	164	364	4.784
15.	Kalahandi	315	610	925	9.4875
16.	Kandhamal	762	826	1588	15.084
17.	Kendrapara	223	673	896	9.501
18.	Keonjhar	419	404	823	9.017
19.	Khordha	1582	1501	3083	37.223
20.	Koraput	274	883	1157	11.596
21.	Malkangiri	36	496	532	4.847
22.	Mayurbhanj	299	349	648	7.991
23.	Nabarangpur	50	566	616	5.626
24.	Nayagarh	387	-53	334	4.737
25.	Nuapada	160	137	297	3.376
26.	Puri	891	651	1542	19.4575
27.	Rayagada	156	138	294	2.694
28.	Sambalpur	205	46	251	2.686
29.	Sonepur	56	155	211	2.606
30.	Sundargarh	444	883	1327	13.795
	TOTAL :-	11775	12293	24068	264.378


 AD(FS)-CUM-Joint Secretary.

**Allotment of rice from for S.T. & S.C.Hostels (Govt.)
for the month of October, 2017.**

(Fig. in MT)

Sl. No.	Name of the District.	Number of ST & SC Boarders.	Allotment from Central pool/ State pool
1.	Angul	6580	98.700
2.	Balasore	9148	137.220
3.	Bargarh	7991	119.865
4.	Bhadrak	787	11.805
5.	Bolangir	7142	107.130
6.	Boudh	2063	30.945
7.	Cuttack	3954	59.310
8.	Deogarh	2382	35.730
9.	Dhenkanal	6887	103.305
10.	Gajapati	22289	334.335
11.	Ganjam	6224	93.360
12.	Jagatsinghpur	980	14.700
13.	Jajpur	6204	93.060
14.	Jharsuguda	4568	68.520
15.	Kalahandi	16081	241.215
16.	Kandhamal	35297	529.455
17.	Kendrapara	1497	22.455
18.	Keonjhar	41116	616.740
19.	Khordha	5298	79.470
20.	Koraput	52627	789.405
21.	Malkangiri	37411	561.165
22.	Mayurbhanj	83784	1256.760
23.	Nabarangpur	40654	609.810
24.	Nayagarh	4164	62.460
25.	Nuapada	15806	237.090
26.	Puri	1171	17.565
27.	Rayagada	55631	834.465
28.	Sambalpur	21306	319.590
29.	Subarnapur	2060	30.900
30.	Sundargarh	47594	713.910
	Total	548696	8230.44

(Signature)
AD(FS)-CUM-Joint Secretary.