

Government of Odisha
Food, Supplies & Consumer Welfare Department

No.EC-IR-1/2014

16587/1

Bhubaneswar, dated, the

10.X.14

From

Smt. Manjulata Swain,
Deputy Secretary to Government.

To


The MD., OSCSC Ltd., Bhubaneswar.
All Collectors.**Sub: Allotment of BPL rice for Welfare Institutions under TPDS for the month of November, 2014.**

Sir,

I am directed to communicate district wise break up of 175.575 MT of BPL rice under TPDS for Social Welfare Institutions i.e. Orphanages and Special Schools for the month of November, 2014 as per the quantity mentioned against each in the annexure enclosed. The scale of entitlement will be limited to 15 Kg. per inmate @ Rs.6.30 per Kg. The allotted rice will be lifted from State pool as no allocation of rice under the said scheme for the year 2014-15 has been released by Government of India.

2. This allocation may be distributed only amongst the Social Welfare Institutions as per the list of Institutions operated by Government Departments or by N.G.Os with grant-in-aid from Government and for the intake capacity approved by the Women & Child Development Department as per the list of institutions of the W & CD Department. All other terms and conditions are remain unaltered.
3. You are requested to deposit cost of rice so much in advance latest by 20.10.2014 and ensure lifting by 31.10.2014 positively. All other terms and conditions remain on unaltered.
4. Institutions should be given entitlement cards to enable them to draw rice. The officers of concerned Department will certify utilization of stock for bonafide purpose in the card every month.
5. The institutions will lift their quota from the concerned Rice Receiving Centre-cum-Departmental Storage Centre and they will not be asked to lift rice from F.C.I. / D.P.C. Depots. The officer in charge of RRC-cum-DSC will issue cash memo to the institutions and obtain signature.
6. In case, closing stock is available with the institutions, equal quantity will be reduced from the allocation for the next month.

Yours faithfully,



Deputy Secretary to Government.

By FAX / POST

Memo No. 16588 / Bhubaneswar, dated, the

10.X.14

Copy along with the copy of Annexure forwarded to General Manager, F.C.I., Bhubaneswar/
All Area Managers, F.C.I. for information.



Deputy Secretary to Government.

FAX

Memo No. 16589 / Bhubaneswar, dated, the

10.X.14

Copy along with the copy of Annexure forwarded to W & CD Department / S.C. & S.T.
Development Department/ G.M.,(PDS), Odisha State Civil Supplies Corporation Ltd., Bhubaneswar/
All C.S.O.s / All D.S.W.Os for information and necessary action.


Deputy Secretary to Government.

FAX

Memo No. 16590 / Bhubaneswar, dated, the

10.X.14


Copy forwarded to Under Secretary to Government of India, Ministry of Consumer Affairs,
Food & Public Distribution, New Delhi for information.


Deputy Secretary to Government.

Memo No. 16591 / Bhubaneswar, dated, the

10.X.14


Copy along with the copy of Annexure forwarded to the Assistant Director (Q.C.)/ P&L
Section/ Food Security Section / Computer Cell/ Website(Sri A. Prusty, DEO) / I.M.U. Section / G.F.
(5 copies) for information and necessary action.


Deputy Secretary to Government.

Memo No. 16592 / Bhubaneswar, dated, the

10.X.14


Copy forwarded to P.S. to Minister, F.S.&C.W., Odisha / P.S. to Chief Secretary, Odisha /
P.S. to Commissioner-cum-Secretary, F.S. & C.W. Department for information of Hon'ble Minister,
F.S. & C.W. Odisha/ Chief Secretary, Odisha / Commissioner-cum-Secretary, F.S. & C.W.
Department for information and necessary action.


Deputy Secretary to Government.

Allotment of BPL rice at BPL rate for Welfare Institutions for the month of November, 2014.

(Fig. in MT)

Sl. No.	Name of the Districts.	No. of inmates	Allotment of rice per month
1.	Angul	125	1.875
2.	Balasore	1116	16.740
3.	Bargarh	405	6.075
4.	Bhadrak	619	9.285
5.	Bolangir	276	4.140
6.	Boudh	141	2.115
7.	Cuttack	816	12.240
8.	Deogarh	00	00
9.	Dhenkanal	411	6.165
10.	Gajapati	153	2.295
11.	Ganjam	999	14.985
12.	Jagatsinghpur	115	1.725
13.	Jajpur	140	2.10
14.	Jharsuguda	200	3.00
15.	Kalahandi	315	4.725
16.	Kandhamal	762	11.430
17.	Kendrapara	223	3.345
18.	Keonjhar	419	6.285
19.	Khurda	1512	22.680
20.	Koraput	274	4.110
21.	Malkangiri	36	0.540
22.	Mayurbhanj	299	4.485
23.	Nawarangpur	50	0.750
24.	Nayagarh	387	5.805
25.	Nuapada	160	2.400
26.	Puri	891	13.365
27.	Rayagada	156	2.340
28.	Sambalpur	205	3.075
29.	Sonepur	56	0.840
30.	Sundargarh	444	6.660
	TOTAL :-	11705	175.575


Deputy Secretary to Government.