

BY FAX /POST

Government of Odisha
Food, Supplies & Consumer Welfare Department

No.EC-IR-1/2014 6582 Bhubaneswar, dated, the

10.X.14

From

Smt. Manjulata Swain,
Deputy Secretary to Government.

To

The M.D., OSCSC Ltd., Bhubaneswar.
All Collectors.


Sub: State pool allotment of BPL rice for SC & ST Hostel for the month of November, 2014.

Sir,

I am directed to communicate district wise allotment of 7106.055 MT of BPL rice for S.T. & S.C. Hostels, for the month of November, 2014 as per the quantity mentioned against each in the annexure enclosed. The scale of entitlement will be limited to 15 kg. per inmate per month @ Re.1/- per kg. uniformly. This allotment will be lifted from State pool as no allocation of rice under the said scheme for the year, 2014-15 has been released by Government of India.

2. You are requested to deposit cost of rice so much in advance latest by 20.10.2014 and ensure lifting by 31.10.2014 positively. All other terms and conditions will remain unaltered.
3. This allocation may be distributed only amongst the S.T. & S.C. Hostels as per the list provided by the S.T. & S.C. Development Department on the basis of intake capacity and number of inmates approved by the S.T. & S.C. Development Department.
4. There will be no diversion of rice from other schemes henceforth.
5. Institutions should be given entitlement cards to enable them to draw rice. The officers of concerned Department will certify utilization of stock for bonafide purpose in the card every month.
6. In case, closing stock is available with the institutions, equal quantity will be reduced from the allocation for the next month.

Yours faithfully,



Deputy Secretary to Government.

By FAX / POST

Memo No. 16583, Bhubaneswar, dated, the

10.X.14

Copy along with the copy of Annexure forwarded to G.M., F.C.I., Khadya Bhawan, Vanivihar, Bhubaneswar for information.



Deputy Secretary to Government.

Fax

Memo No. 16584 / Bhubaneswar, dated, the

10.X.14


Copy along with the copy of Annexure forwarded to S.C. & S.T. Development Department / All C.S.O.s / All D.S.W.Os for information and necessary action.


Deputy Secretary to Government.

Memo No. 16585 / Bhubaneswar, dated, the

10.X.14


Copy along with the copy of Annexure forwarded to the Assistant Director (Q.C.)/ P&L Section/ Food Security Section / Computer Cell (Sri A.N Prusty) / I.M.U. Section / G.F. (5 copies) for information and necessary action.


Deputy Secretary to Government.

Memo No. 16586, Bhubaneswar, dated, the

10.X.14


Copy along with the copy of Annexure forwarded to P.S. to Minister, F.S.&C.W., Odisha / P.S. to Chief Secretary, Odisha / P.S. to Commissioner-cum-Secretary, F.S. & C.W. Department for information of Hon'ble Minister, F.S. & C.W. Odisha/ Chief Secretary, Odisha / Commissioner-cum-Secretary, F.S. & C.W. Department for information and necessary action.


Deputy Secretary to Government.

Allotment of BPL rice at BPL rate for S.C. & S.T. Hostels for the month of
November, 2014
(State Pool)

(Fig. in MT)

| Sl. No. | Name of the Districts. | Number of ST & SC Boarders | Allotment of rice per month |
|---------|------------------------|----------------------------|-----------------------------|
| 1. | Angul | 5363 | 80.445 |
| 2. | Balasore | 8200 | 123.000 |
| 3. | Baragarh | 7438 | 111.570 |
| 4. | Bhadrak | 527 | 7.905 |
| 5. | Bolangir | 6000 | 90.000 |
| 6. | Boudh | 1821 | 27.315 |
| 7. | Cuttack | 4013 | 60.195 |
| 8. | Deogarh | 2009 | 30.135 |
| 9. | Dhenkanal | 5837 | 87.555 |
| 10. | Gajapati | 15949 | 239.235 |
| 11. | Ganjam | 5848 | 87.720 |
| 12. | Jagatsinghpur | 943 | 14.145 |
| 13. | Jajpur | 5578 | 83.670 |
| 14. | Jharsuguda | 4249 | 63.735 |
| 15. | Kalahandi | 14525 | 217.875 |
| 16. | Kandhamal | 26891 | 403.365 |
| 17. | Kendrapara | 1220 | 18.300 |
| 18. | Keonjhar | 37029 | 555.435 |
| 19. | Khurda | 5550 | 83.250 |
| 20. | Koraput | 48245 | 723.675 |
| 21. | Malkangiri | 35756 | 536.340 |
| 22. | Mayurbhanj | 65144 | 977.160 |
| 23. | Nabarangpur | 37036 | 555.540 |
| 24. | Nayagarh | 4509 | 67.635 |
| 25. | Nuapada | 17445 | 261.675 |
| 26. | Puri | 1038 | 15.570 |
| 27. | Rayagada | 45136 | 677.040 |
| 28. | Sambalpur | 20051 | 300.765 |
| 29. | Subarnapur | 1849 | 27.735 |
| 30. | Sundargarh | 38538 | 578.070 |
| | TOTAL= | 473737 | 7106.055 |


Deputy Secretary to Government