

**URGENT**  
By Fax/Mail

**GOVERNMENT OF ODISHA**  
**FOOD SUPPLIES & CONSUMER WELFARE DEPARTMENT**

\*\*\*\*\*

No- EC-R-2/Pt / 2016 / 1017 / FS & CW      Dated 10/1 /2017

From:

Shri D.K. Sahoo,  
AD (FS)-cum-Joint Secretary

To,

**All Collectors**

**Sub:** District wise allotment of Food grains (Rice & Wheat) for PHH and AAY families under NFSA for the month of **February, 2017**.

Madam/Sir,

I am directed to communicate the district wise allocation of **1545580.21 quintals of rice and 248041.09 quintals of wheat** from Central Pool for distribution among the Priority Households (PHH) and Antodaya Anna Yojana(AAY) households under NFSA-2013 for the month of **February, 2017** as per enclosed Annexure-I.

THE ABOVE REVISED FOOD GRAIN ALLOCATIONS IS BASED ON THE FOOD GRAIN COMBINATION OF RICE & WHEAT AS OPTED BY ALL PHH BENEFICIARIES IN 30 DISTRICTS (OUT OF THE 5 KGs ENTITLEMENT).

Online Allotment Orders are being generated District wise for both PHH &AAY beneficiaries as per details in the newly issued ration cards. The District Civil Supplies Officer is to generate Fair Price Shop wise allotment order from the system for each Block and ULB and communicate it to the concerned BDOs/Sub Collectors/ADMs with copy to EO of ULBs for further action at their level. The FPS-wise Sales Registers have also been generated as per the above allocations and made available in the link <http://164.100.141.68/TPDSTest/TPDS/Reports/SalesRegisterReport.aspx> for the Blocks and ULBs to download.

As per the provision of NFSA-2013 and as per decision of Government of Odisha, the PHH are entitled to get **5 (Five) Kilograms** of food grain (rice, wheat or combination of both) per person per month @ **Re.1/- per Kg**. The AAY beneficiaries will continue to get **35 Kgs** of rice per household per month @ **Re. 1/- per Kg**. The food grains (rice or wheat or both) shall be distributed to the PHH &AAY households against new ration cards issued under NFSA-2013 at the above prescribed rates.

- I. The per card entitlement of food grains (rice, wheat or combination of both) @ 5 kg per person per month @ Re 1/- per kg shall be distributed to the priority house hold (PHH) under NFSA 2013.
- II. Per Card entitlement of food grains will not be reduced below the prescribed allotment. Minimum 25% verification of sale will be conducted by the Inspector of Supplies/ACSO in charge of the Block/ULB every month.
- III. The distribution of food grains may be taken upon fixed distribution days decided earlier during which all the dealers will keep their shops open and keep sufficient stock for the Consumers.
- IV. If any entitled/ eligible ration card holder fails to receive his/her quota of PDS commodities on the fixed days of distribution, he/she may be allowed to receive the same till the end of the month.
- V. All the PDS distribution should be completed by end of the allotment month. Undistributed allotment of food grains will be considered as Opening Balance while finalising the allotment for the next month.

VI. Certificate of GPLAC or WLAC will be obtained on proper distribution of food grains every month and submitted to the BDO/Sub Collector/ADM counter signature of Inspector of Supplies/ACSO as per Annexure-1 of DSS Guidelines.


VII. **Out of the allotment of 24989.37 quintals of rice and 1114.78 quintals of wheat in favour of Gajapati district, 154.76 quintals of rice and 4.39 quintals of wheat are diverted to Rayagada district for distribution among the 812 PHH families (3050 Members) & 19 families (68 Members) AAY beneficiaries of Garadama GP under Mohana Block of Gajapati district. The CSO, Rayagada is requested to ensure lifting of the above quantities of rice and wheat from Gudari Block for smooth distribution among the genuine beneficiaries of Garadama GP under Mohana Block of Gajapati district.**

The CSOs-cum-DMs may be suitably instructed to take immediate steps for deposit of cost of wheat latest by **20.01.2017** with FCI and ensure lifting of the allotted quantity of wheat from FCI by **31/01/2017** positively. They are to be instructed to arrange rice at the DSC-cum-RRC for distribution to FPS by **31/01/2017**. **The Distribution of rice and wheat at FPS level should be completed by 28.02.2017.**

Copies of sub-allocation may be made available to concerned MPs/ MLAs/Chairpersons of Blocks/ULBs for their kind information under intimation to this Department.

You are requested to ensure distribution of food grains to the genuine ration card holders.

Yours faithfully



AD (FS)-cum- Joint Secretary


FAX/POST

**Memo No: 1018**

**Dated 10/01/2017**

Copy along with copy of annexure forwarded to General Manager, F.C.I., Bhubaneswar /All Area Managers, F.C.I. for information and necessary action.

He is requested to release **1545580.21 quintals of rice and 248041.09 quintals of wheat** for the Priority House Holds and AAY families under NFSA for entire state for the month of February, **2017**.



AD (FS)-cum- Joint Secretary

FAX/POST

**Memo No: 1019**

**Dated 10/01/2017**

Copy along with the copy of Annexure forwarded to M.D., Odisha State Civil Supplies Corporation Ltd., C/2, Nayapalli, Bhubaneswar for information and necessary action. He is requested to ensure the lifting of allotted quantity of rice and wheat by 31/01/2017 positively and instruct all the CSO-cum-DMs to utilize the allotted quantity as per Annexure and release the same on revised cost and arrangement.

As per the request of CSO, Gajapati, necessary arrangement may be made to ensure lifting & distribution of the allotted quantity of rice & wheat of Garadama GP under Mohana Block of Gajapati district which has been diverted to Rayagada district.




AD (FS)-cum- Joint Secretary

FAX/POST

**Memo No: 1020**

**Dated 10/01/2017**

Copy along with the copy of Annexure forwarded to all C.S.O.-cum-D.M.s, Odisha State Civil Supplies Corporation Ltd/ A.D.M., Bhubaneswar/ Rourkela for information and necessary action.




AD (FS)-cum- Joint Secretary

(AX/POSE)

**Memo No: 1021**

**Dated 10/01/2017**

Copy along with the copy of Annexure forwarded to Under Secretary to Govt. of India, Ministry of Consumer affairs, Food and P.D., KrishiBhawan, New Delhi for information and necessary action.




AD (FS)-cum- Joint Secretary

**Dated 10/01/2017**

**Memo No: 1022**

Copy along with the copy of Annexure forwarded to P.S to Minister, FS&CW, Odisha /P.S to Chief Secretary, Odisha /Principal P.S. to Principal Secretary to Government, FS&CW Deptt. for kind information of Hon'ble Minister, FS&CW, Odisha /Chief Secretary, Odisha/ Principal Secretary to Govt. FS&CW Deptt.




AD (FS)-cum- Joint Secretary

**Dated 10/01/2017**

**Memo No: 1023**

Copy along with the copy of Annexure forwarded to I & PR Department for wide publication and awareness of consumers.




AD (FS)-cum- Joint Secretary

**Dated 10/01/2017**

**Memo No: 1024**

Copy along with the copy of Annexure forwarded to NFSA Section/Enforcement Section/ Food Security Section/ State Enforcement Squad/ Budget & Finance Section/ Audit Section/Web site (Sri A.N. Prusty, ASO) /G.F (02 copies) for information and necessary action.



AD (FS)-cum- Joint Secretary

## Annexure-I

## District wise allotment of Food grains (Rice &amp; Wheat) for PHH and AAY families under NFSA for the month of February, 2017

ANNEXURE-I

## STATE ALLOTMENT ORDER OF FOOD GRAINS FOR THE MONTH OF FEBRUARY 2017

Sr No	District	PHH		ALLOTMENT (IN QUINTAL)		AAY HOUSEHOLDS	ALLOTMENT OF RICE-AAY		TOTAL ALLOTMENT		REMARKS
		No of Families	No. of Family Members	Rice	Wheat	No of Families	Rice	Rice	Wheat		
1	ANGUL	2,28,418	8,49,878	33,388.83	9,105.07	29,106	10,187.10	43,575.93	9,105.07		
2	BALASORE	3,84,208	15,34,561	56,310.00	20,418.05	71,937	25,177.95	81,487.95	20,418.05		
3	BARAGARH	2,95,226	10,27,272	44,974.76	6,388.84	40,711	14,248.85	59,223.61	6,388.84		
4	BHADRAK	2,45,572	9,96,991	35,865.99	13,983.56	35,690	12,491.50	48,357.49	13,983.56		
5	BOLANGIR	3,51,314	12,11,861	55,670.09	4,922.96	41,051	14,367.85	70,037.94	4,922.96		
6	BOUDH	86,818	3,05,515	13,798.59	1,477.16	14,081	4,928.35	18,726.94	1,477.16		
7	CUTTACK	4,26,027	16,30,661	54,565.17	26,967.88	41,270	14,444.50	69,009.67	26,967.88		
8	DEOGARH	59,448	2,14,281	8,822.84	1,891.21	12,469	4,364.15	13,186.99	1,891.21		
9	DHENKANAL	2,25,433	8,17,994	32,375.75	8,523.95	32,598	11,409.30	43,785.05	8,523.95		
10	GAJAPATI	1,13,238	4,39,021	20,836.27	1,114.78	11,866	4,153.10	24,989.37	1,114.78	154.76 quintals of Rice & 4.39 quintals of Wheat shall be lifted by CSO-cum-DM, Rayagada from Gudari Block for PHH & AAY beneficiaries of Gadarama GP under Mohana Block	
11	GANJAM	5,87,983	22,76,723	93,748.54	20,087.61	53,317	18,660.95	1,12,409.49	20,087.61		
12	JAGATSingHPUR	1,86,151	7,43,578	23,494.75	13,684.15	23,694	8,292.90	31,787.65	13,684.15		
13	JAIPUR	3,15,475	12,82,789	48,565.66	15,573.79	41,920	14,672.00	63,237.66	15,573.79		
14	JHARSUGUDA	99,517	3,65,592	14,161.56	4,118.04	5,552	1,943.20	16,104.76	4,118.04		
15	KALAHANDI	3,15,607	11,26,721	53,332.38	3,003.67	54,095	18,933.25	72,265.63	3,003.67		
16	KANDHAMAL	1,44,020	5,54,221	26,632.34	1,078.71	19,584	6,854.40	33,486.74	1,078.71		
17	KENDRAPARA	2,37,096	9,78,927	31,603.79	17,342.56	29,798	10,429.30	42,033.09	17,342.56		
18	KEONJHAR	3,38,872	13,24,487	58,529.00	7,695.35	47,809	16,733.15	75,262.15	7,695.35		
19	KHORDHA	3,29,277	12,61,807	45,538.07	17,552.28	37,077	12,976.95	58,515.02	17,552.28		
20	KORAPUT	2,89,307	10,27,356	50,113.54	1,254.26	46,379	16,232.65	66,346.19	1,254.26		
21	MALKANGIRI	1,23,888	4,72,805	23,160.03	480.22	24,680	8,638.00	31,798.03	480.22		
22	MAYURBHANJ	4,89,275	18,68,066	84,728.24	8,675.06	84,116	29,440.60	1,14,168.84	8,675.06		
23	NAWARANGPUR	2,52,297	9,38,707	46,410.87	524.48	43,614	15,264.90	61,675.77	524.48		
24	NAYAGARH	1,70,656	6,28,348	24,656.12	6,761.28	27,784	9,724.40	34,380.52	6,761.28		
25	NUAPADA	1,24,360	4,47,625	20,560.97	1,820.28	18,069	6,324.15	26,885.12	1,820.28		
26	PURI	2,72,523	10,71,249	39,900.94	13,661.51	35,269	12,344.15	52,245.09	13,661.51		
27	RAYAGADA	1,92,858	6,86,511	34,235.57	89.98	43,220	15,127.00	49,362.57	89.98		
28	SAMBALPUR	1,85,647	6,77,637	28,533.20	5,348.65	26,720	9,352.00	37,885.20	5,348.65		
29	SONEPUR	1,16,102	4,05,368	17,803.71	2,464.69	20,926	7,324.10	25,127.81	2,464.69		
30	SUNDERGARH	3,78,298	13,93,065	57,622.19	12,031.06	30,285	10,599.75	68,221.94	12,031.06		
	<b>Total</b>	<b>75,64,911</b>	<b>2,85,59,617</b>	<b>11,79,939.76</b>	<b>2,48,041.09</b>	<b>10,44,687</b>	<b>3,65,640.45</b>	<b>15,45,580.21</b>	<b>2,48,041.09</b>		

*[Handwritten Signature]*  
29/1/17